

Ino

NEW \ \

HIGH-LOW FUNCTION



Reclining armchair \ \

This comfortable reclining armchair was developed specifically as a universal design recliner that evolves with the needs and desires of its user. Because of its modular structure, the reclining armchair can even be converted from a 'design version' to a full 'care version'.

The Ino does not only have a light modern look, it actually is a very light chair. The chair's sleek design gives it a sense of sophistication while also ensuring a high level of stability. The Ino is very manoeuvrable and very maintenance-friendly too.

Our collection of contemporary fabrics adds a personal touch to the chair and ensures that it fits perfectly in your interior. The numerous available options and accessories include a tray attachment and coffee table. All in all, it is a unique product! Experience it for yourself!

What makes the Ino Relax so unique? \ \

- \ \ Very comfortable
- \ \ Ergonomic operation
- \ \ Large 'care' handles
- \ \ User-friendly
- \ \ Maintenance-friendly
- \ \ Modular design – can be adjusted at any time
- \ \ Manoeuvrability and mobility – intended to move
- \ \ Different seating heights
- \ \ Manual head support adjustment integrated as standard
- \ \ Extreme stability and strength
- \ \ Hoist accessible (active, passive & return hoist)
- \ \ Circular structure
- \ \ Optionally available as sleeping armchair
- \ \ **New** - Optional high-low function available
- \ \ **New** - Optional fast access flip seat



Subject to change without notice, latest update 202603v1, images shown are for illustration purposes only

OVERVIEW OF INO RELAX



Armrests

Available with 9 different armrests, both open and closed and in different types of materials.

More information on page 5

Adjustment mechanism

4 different adjustment mechanisms are possible, both manual and electric. The Zero Gravity version is available with a relaxing position and also a sleeping position.

More information on pages 3 and 4

Frame & castors

Available with 10 different types of base, depending on the frame, castor size and braking method.

More information on page 6

Options & accessories

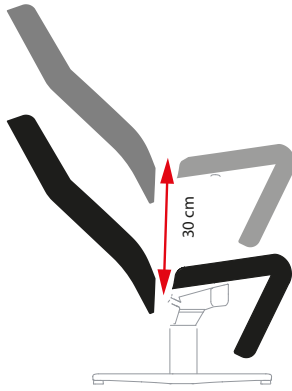
The Ino Relax has a whole list of options and accessories to adapt the Relax to the user's needs.

More information on page 10-12

Subject to change without notice, latest update 202603v1, images shown are for illustration purposes only

RECLINING MECHANISMS

NEW

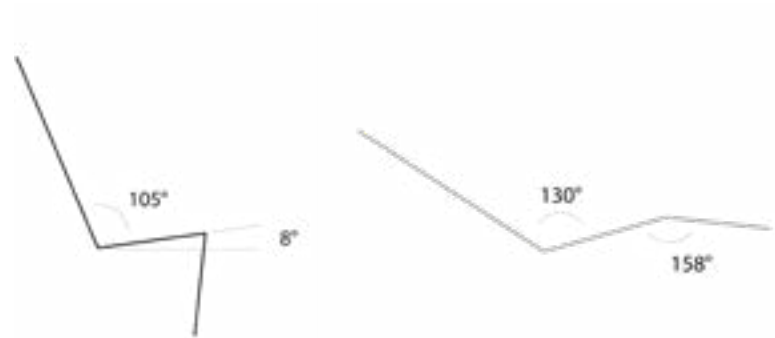
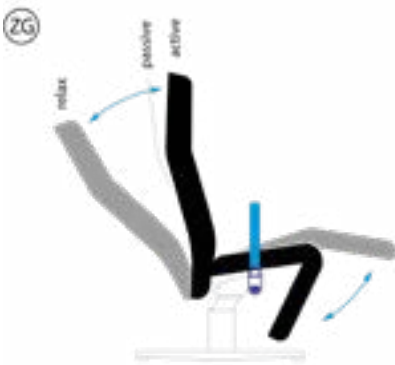


Our innovative new high-low function offers an electric vertical height adjustment of 30 cm from the chosen standard height (boarding height as low as 46cm). This combined with the electrically adjustable back and leg support ensures optimal autonomy and ergonomics for the user, as well as for care staff.

Only available as an option with Electric 150° and in combination with Ø125 castors.

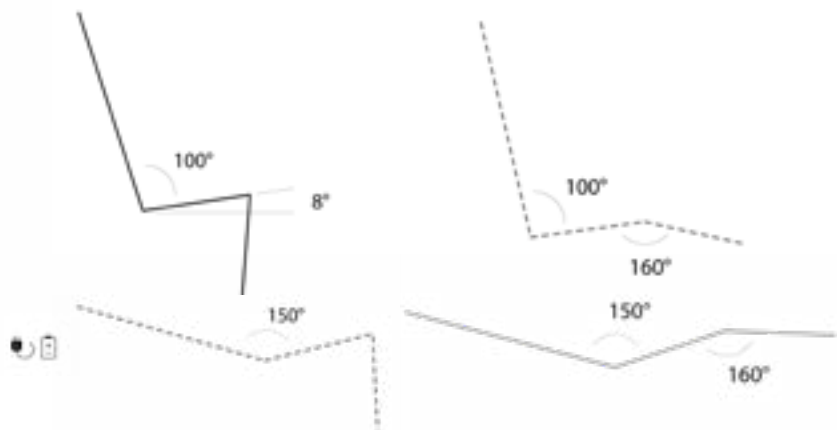
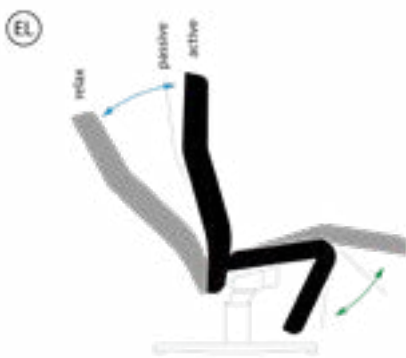


HIGH-LOW FUNCTION



ZERO GRAVITY 130°

Pure simplicity. The back and leg rest are synchronously steplessly adjustable. From an active or passive sitting posture to an excellent relaxing position. The maximum angle between the back and the seat is 130° in the relaxing position.

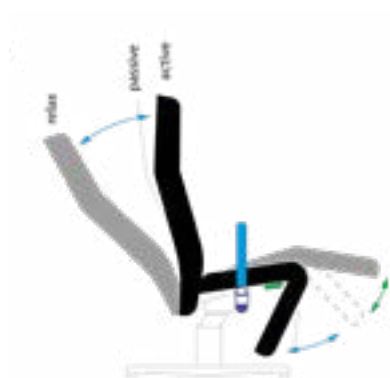


ELECTRICAL 150°

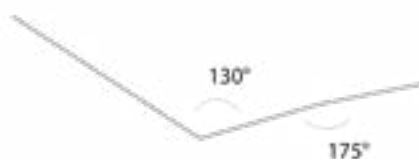
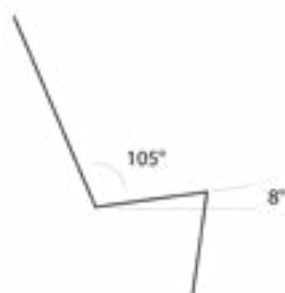
Easy to use. Seat, back and leg rest can be adjusted electrically. 2 motors: 1 for the operation of the back, 1 for the operation of the leg rest. Back and leg rest can be operated together or separately. The maximum angle between the back and the seat is 150° in the relaxing position. Possibility of removable and rechargeable battery.

Subject to change without notice, latest update 202603v1, images shown are for illustration purposes only

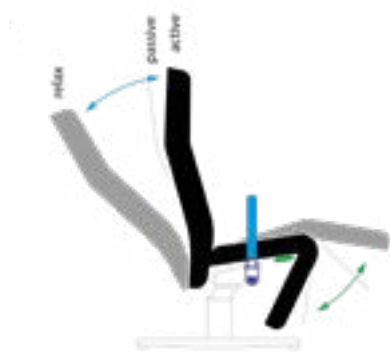
RECLINING MECHANISMS



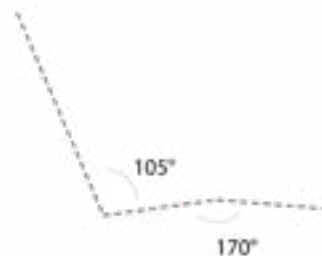
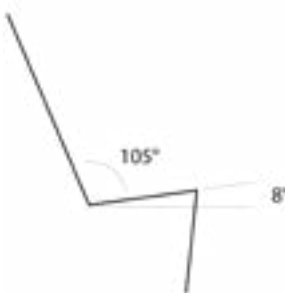
**DUO COMFORT
SYNCHRO 130°**



Ergonomics. Duo Comfort Synchro offers numerous sitting and lying positions. The back and leg rest are synchronously and steplessly adjustable by means of a gas spring. From an active and passive sitting posture to an excellent relaxing position. The maximum angle between the back and the seat is 130° in the relaxing position.



**DUO COMFORT
SOLO 130°**

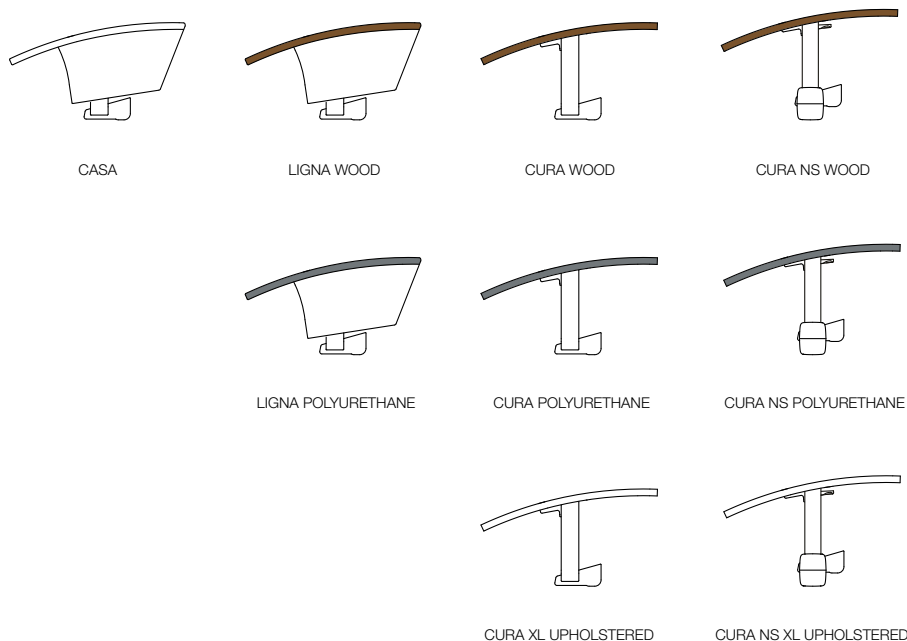


Easy to use. Seat, back and leg rest are individually steplessly adjustable by means of 2 gas springs. From an active and passive sitting posture to an excellent relaxing position. The maximum angle between the back and the seat is 130° in the relaxing position.

Subject to change without notice, latest update 202603v1, images shown are for illustration purposes only

ARMRESTS

The following armrests can be fitted to the Ino reclining armchair. It is also possible to provide a tailor-made armrest.



CASA

Wide closed upholstered armrest for maximum support for sitting/lying down for longer periods, supplied with a grip. Steel tube frame core, fitted on the mechanism, pine and beech plywood panel enclosed in polyether with a density of 65 kg/m³.

LIGNA

Wide closed armrest with upholstered panel and a laminated beech armrest (cross-section 67x27) on top for maximum support for sitting/lying down for an extended period, with hand grip and provision for tray. Steel tube frame core, fitted on the mechanism, pine and beech plywood panel enclosed in polyether with a density of 65 kg/m³.

CURA

T-shaped arm consisting of an epoxy-coated steel tube frame, fitted on the mechanism. Can be fitted with the following armrests:

1. A laminated beech armrest (cross section 67x25 mm), with hand grip and provision for a tray
2. A polyurethane armrest (cross section 67x27 mm) with hand grip and provision for a tray
3. An extra wide and fully upholstered armrest with a laminated beech backing (cross section 115x27 mm) enclosed in polyether mousse, 65 kg/m³

CURA NS

Armrest can be lowered to 6 stages, ideal for sideways transfers. Steel tube frame, fitted on the mechanism. Can be fitted with the following armrests:

1. A laminated beech armrest (cross section 67 x 27 mm) with hand grip and provision for a tray
2. A polyurethane armrest (cross section 67 x 27 mm) with hand grip and provision for tray
3. An extra wide and fully upholstered armrest with a laminated beech backing (cross section 115x27 mm) enclosed in polyether mousse, 65 kg/m³

The armrests of the reclining armchair can be replaced by another version at any time. For example a Casa armrest can be replaced with a Cura NS armrest (lowerable arm for sideways transfer) or a Cura armrest.



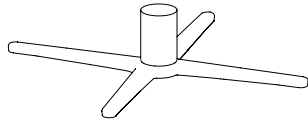
Ino XL - extra wide and fully upholstered armrest for Cura & Cura NS



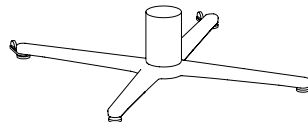
Subject to change without notice, latest update 202603v1, images shown are for illustration purposes only

FRAME & CASTORS

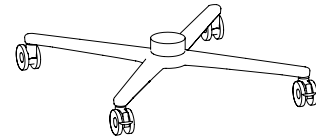
Aluminium star base with aluminium column, epoxy-coated. The star base is available as standard in fixed form, not mobile. Optionally, you can choose to increase mobility by adding wheels and braking system. All versions with Ø 125 mm castors are provided with an ergonomically-shaped plastic push bar and a foot support. High-low function only possible in combination with **C,D,E,F,G**



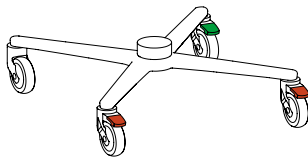
Fixed, not manoeuvrable
Standard version



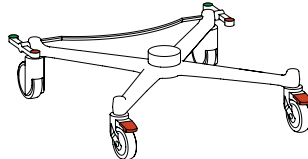
A - Fixed, with travelator wheels



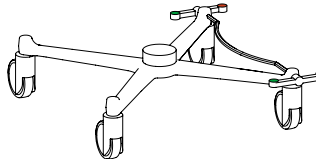
B - Castors Ø75



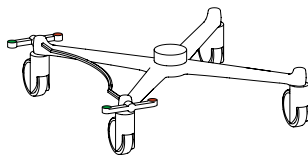
C - Castors Ø125 individually braked



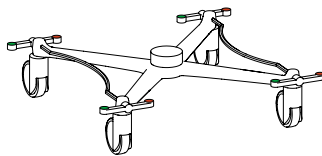
D - Castors Ø125 central brake,
with dual pedal at the rear



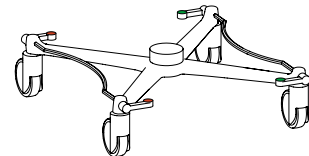
D - Castors Ø125 central brake, with
dual pedal at the right side



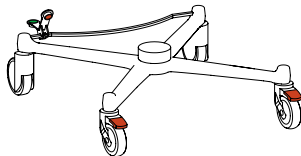
D - Castors Ø125 central brake, with
dual pedal at the left side



E - Castors Ø125 central brake, with
dual pedal at both sides



F - Castors Ø125 central brake,
with single pedal (left and right)














G - Castors Ø125 centrally braked,
with double pedal within the star base
at the back and individual brakes at
the front

Subject to change without notice, latest update 202603v1, images shown are for illustration purposes only

TECHNICAL FEATURES

DIMENSIONS

(1) Seat height

TYPE											
Ino	69-83 ⁴	74-86	119-125	50 ²	46	46-56 ¹	81	65-74 ³	35-48	yes	★ ★ ★

★ = domestic use / ★ ★ = project-based use / ★ ★ ★ = intensive project-based use

Each Ino reclining armchair is available in 4 seating heights: 46 – 48 – 50 and 52 cm. The Ino reclining armchair with castors Ø75 and Ø125 mm are also available with seat height 54 and 56 cm. The length of the leg support is determined by the seat height.

The seating heights can be adjusted easily with the modular design of the Ino.

Please note: for options with visco-elastic foam in the seat, the seat height changes, see options.

(2) Seat width

Measured between the armrests and the seat: front 49 cm – rear 48 cm

(3) Armrest height

21 cm – measured from the seat

(4) Total width

Depending on the base and armrest, the overall width of the seat varies.

SEAT, BACK AND LEG REST

Upholstered. Ergonomically shaped.

Particularly comfortable chair thanks to combination of a steel tube frame with Nosag springs and complete foam padding. The high-density foam which is injected is fire retardant.

Back density: 90 kg/m³ with hardness 50

Seat density: 90 kg/m³ with hardness 50

New - Ino features an optional “fast access flip seat”. This makes technical maintenance and cleaning easier, faster and more ergonomic.

The underside of the seat is finished with an elastic, moisture-repellent and washable material as standard. Every chair has a manually adjustable head support as standard.

With the integrated leg rest there are no annoying edges and openings between the seat and leg rest. Functionally designed minimum opening between the seat and back for easy cleaning.

Version with Ø 125 mm castors is provided with an ergonomically-shaped plastic push bar as standard.

CE APPROVAL

The electrical version of the Ino relax is CE-marked according to the machinery directive. This involves analysing all possible risks when using the product. These risks were then addressed during the development of the product. Moreover, all electrical components also have a CE declaration and are therefore safe to use. CE declaration approved by renowned inspection agency Vincotte.



Subject to change without notice, latest update 202603v1, images shown are for illustration purposes only

USE OF INO ZERO GRAVITY & INO DUO COMFORT

Ino ZG and Ino DC each have 2 ergonomically formed synthetic control handles.

Push & pull

The recliner is simply operated by moving these handles forwards (push) or backwards (pull), this will release the gas spring and enables you to smoothly switch to the desired sitting or lying position. Make sure that the latches are always pushed out prior to operating the handles. The handles are positioned so they are always easily accessible.

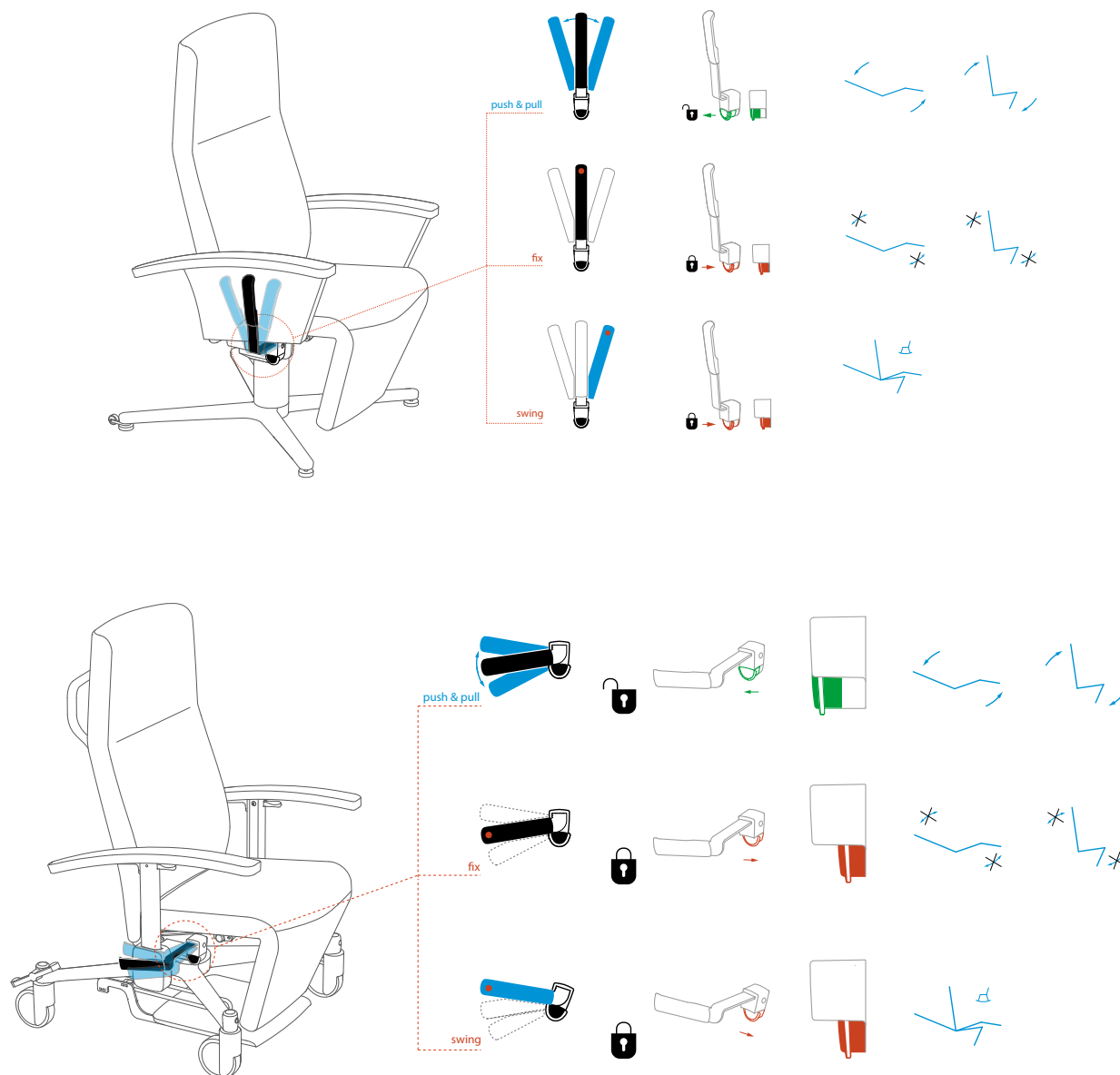
Fix

In addition to the great freedom of the above comfort positions, it is also possible to lock (fix) the reclining armchair in any position in order to guarantee your safety. This can easily be achieved by pushing the latch on the control handle inwards when the handle is in its neutral vertical position and this should be done for both handles.

Swing

It is also possible to unlock the gas spring with this latch at any time so that free movement is possible without using the handles – swing. This is done by pushing the latch inwards (one side is sufficient) when the handle is moved forwards. With the Duo Comfort version the swing locking only applies for the backrest.

The Ino can also be supplied with 2 small synthetic handles for a more domestic look.

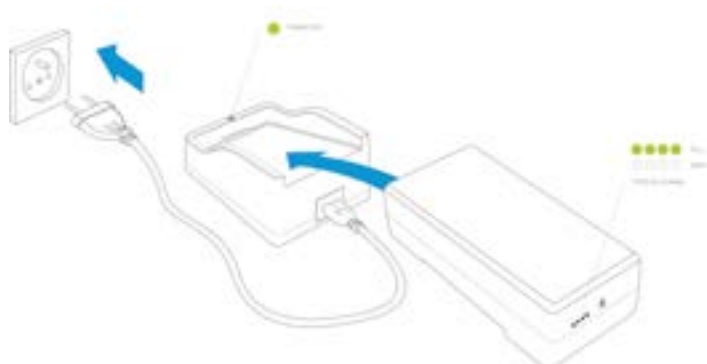


Subject to change without notice, latest update 202603v1, images shown are for illustration purposes only

USE OF INO ELECTRIC AND INO HIGH-LOW

The Ino electric comes standard with a power cord. Using the simple hand control, the Ino can easily be placed in the desired relax, or sleep positions. The hand control consists of 4 buttons: leg support up, leg support down, back up, back down. By pressing 2 buttons together, the back and leg rest can be operated simultaneously. With the high-low function, the remote control has two additional buttons: seat height up, seat height down.

To have more freedom of movement within the room, you can opt to work with a removable and rechargeable battery. The battery should be removed to charge separately from the recliner in a docking station. We always recommend purchasing an additional rechargeable and removable battery to ensure continuous electrical operation of the recliner. Push the button* on the battery to disconnect it from the recliner.



*Button to remove battery



Easy-to-use electrical operating system



charging the removable battery

Cable power supply	Input: 100 - 240 V, 50/60 Hz, 1,6 A - Output: 29 V, 2A 60W @ duty cycle 10%, 2/18 min - IP20	
Removable and rechargeable battery	Type: lithium ion battery Output voltage @load 3A: 16.8V~29V Rated output current: 3.0A Max output current @ T_on:1min, T_off:9min: 10.0A Standard nominal voltage: 25.2V Standard nominal capacity @load 0.45A: 2200mAH Charge voltage: 29V-31V Max charge current: 250mA ± 100mA	Full of charge output voltage @ 5mA: 27.5V-29.4V Charging time: 12hours Max output current (continuous work): 3A Max output peak current: 20A> peak>14A Charging & discharging cycle: 300times Protection: Over current, Over discharge voltage@ load 3A Number of cycles at full charge: 75 IP 30
Docking station	Input Voltage: 100V AC to 240VAC Input frequency: 47 Hz to 63 Hz Standby Input power: Max. 0.30 W Standby Input Current: Max. 70mA Average efficiency: ≥86% Output Voltage: DC 29.0V Rated current: 1.8A Cut Off Current: 01PIN: 9A MAX, 8PIN: 2A MAX	Maximum ripple & Noise: 300mVp-p (Ripple), 350mVp-p (Noise) Weight: Approx. 288 g Dimensions: 132 mm(L) X 95 mm (W) X 57mm(H) Connector: AC input: 2PIN AC, DC output: 01PIN + 8PIN Protection: Over-voltage protection(45V), Over-current protection, Over temperature protection
Back motor	Input: DC 18 - 35V, max. 5 A - Duty cycle: max. T_on 2 min., min. T_off 18 min. Max. load (push, pull): 3000 N - IPX0	
Leg rest motor	Input: DC 18-35 V, max. 5 A - Duty cycle: max. T_on 2 min., min. T_off 18 min. Max. load (push, pull): 1300 N - IPX0	
Guarantee	On all electrical components (batteries, motors, manual control,) – 24 month guarantee from date of delivery	
CE approval	The electrical version of the Ino relax is CE-marked according to the machinery directive. This involves analysing all possible risks when using the product. These risks were then addressed during the development of the product. Moreover, all electrical components also have a CE declaration and are therefore safe to use. CE declaration approved by renowned inspection agency Vincotte.	



Subject to change without notice, latest update 202603v1, images shown are for illustration purposes only

OPTIONS

	INO				
	CASA	LIGNA	CURA	CURA NS	
Extendable footrest <i>(only for castors 125 mm - not possible with seat height 46 cm)</i>	-H	■	■	■	■
Fixation brackets ¹	-I	■	■	■	■
Hygienic finish trim for back	-J	■	■	■	■
Provision for oxygen bottle holder and IV pole ¹	-K	■	■	■	■
Provision for coffee table ¹ <i>(not available for Ino XL upholstered armrest)</i>	-L	■	■	■	■
Provision for leg rest anatomical reduction <i>(not on central brake left/right/left+right)</i>	-M	■	■	■	■
Half upholstered armrest <i>(only for wooden arms)</i>	-N		■	■	■
Fully upholstered armrest <i>(only for wooden arms)</i>	-O		■	■	■
Detachable headrest	-P	■	■	■	■
Power supply via removable and rechargeable battery with docking station	-Q	■	■	■	■
UK plug for fixed power supply	-R	■	■	■	■
Handbrake left (front view) <i>(only for Ino with central brake on the rear and wheels 125 mm; not on Ino Electric and High-Low)</i>	-S	■	■	■	■
Ino seat with 2 cm visco-elastic foam ² <i>(density 50 kg/m³, hardness 23 kPa)</i>	-T	■	■	■	■
Ino seat with 4,5 cm visco-elastic foam ² <i>(density 50 kg/m³, hardness 23 kPa)</i>	-U	■	■	■	■
Electrical High-Low function visco-elastic foam ² <i>(density 50 kg/m³, hardness 23 kPa Only with 100°/150° an Ø125mm castors)</i>		■	■	■	■
Fast access flip seat		■	■	■	■



H - Extendable footrest



I - Fixation brackets



K - Provision for oxygen bottle holder and IV pole



L - Provision for coffee table



P - Detachable headrest



S - Handbrake

Q - Removable and rechargeable battery in docking station



Subject to change without notice, latest update 202603v1, images shown are for illustration purposes only

ACCESSORIES

		INO			
		CASA	LIGNA	CURA	CURANS
Provision for oxygen bottle holder and IV pole ¹	-1	■	■	■	■
Fixed stainless steel IV pole with 2 hooks	-2	■	■	■	■
Extendible stainless steel IV pole with 4 hooks	-3	■	■	■	■
Synthetic tray <i>(not available for Ino XL upholstered armrest)</i>	-4		■	■	■
Provision for crotch post on tray <i>(not available for Ino XL upholstered armrest)</i>	-5		■	■	■
Crotch post on tray <i>(not available for Ino XL upholstered armrest)</i>	-6		■	■	■
Suspension tray <i>(not available for Ino XL upholstered armrest - only in combination with fixing brackets and push bar)</i>	-7		■	■	■
Provision for coffee table ¹	-8	■	■	■	■
Coffee table <i>(not available for Ino XL upholstered armrest and Ino High-Low)</i>	-9	■	■	■	■
Narrowing cushion head support	-10	■	■	■	■
Narrowing cushion legs <i>(not on central brake left/right/ left+right)</i>	-11	■	■	■	■
Narrowing cushion torso	-12	■	■	■	■
Urine bag holder	-13			■	■
Oxygen bottle holder	-14	■	■	■	■
Loose neck pillow	-15	■	■	■	■
Fixation brackets ¹	-16	■	■	■	■
Lose fixation belt <i>(only in combination with fixation brackets)</i>	-17	■	■	■	■

¹Also available as an option



1 - Provision for oxygen bottle holder and IV pole



2 - Fixed stainless steel IV pole with 2 hooks



3 - Extendible stainless steel IV pole with 4 hooks



4 - Synthetic tray



6 - Crotch post on tray



7 - Suspension tray



8 - Provision for coffee table

Subject to change without notice, latest update 202603v1, images shown are for illustration purposes only

ACCESSORIES

	INO				
	CASA	LIGNA	CURA	CURA NS	
Provision for elevating orthopedic leg rests <i>(not available on Ino Zero Gravity)</i>	-18	■	■	■	■
Provision for elevating orthopedic leg rests - Large <i>(not available on Ino Zero Gravity)</i>	-19	■	■	■	■
Elevating orthopedic leg rests <i>(not available on Ino Zero Gravity)</i>	-20	■	■	■	■
Docking station for removable battery	-21	■	■	■	■
Docking station with UK-plug for removable battery	-22	■	■	■	■
Removable and rechargeable battery	-23	■	■	■	■
Provision for multi directional anatomically shaped armrest	-24				■
Multi directional anatomically shaped armrest	-25				■

¹Also available as an option



9 - Coffee table



10 - Narrowing cushion head support



11 - Narrowing cushion legs



12 - Narrowing cushion torso



13 - Urine bag holder



14 - Oxygen bottle holder



15 - Loose neck pillow



16 - Fixation brackets



20 - Elevating orthopedic leg rests



21 - Docking station for removable battery



23 - Extra removable and rechargeable battery



25 - Multi directional anatomically shaped armrest

Subject to change without notice, latest update 202603v1, images shown are for illustration purposes only

OVERVIEW OF MODELS



INO CASA FIXED



INO CASA CASTORS Ø 75



INO CASA CASTORS Ø 125



INO CASA CASTORS Ø 125
CENTRAL BRAKE



INO LIGNA FIXED



INO LIGNA CASTORS Ø 75



INO LIGNA CASTORS Ø 125



INO LIGNA CASTORS Ø 125
CENTRAL BRAKE



INO CURA FIXED



INO CURA CASTORS Ø 75



INO CURA CASTORS Ø 125



INO CURA CASTORS Ø 125
CENTRAL BRAKE

Subject to change without notice, latest update 202603v1, images shown are for illustration purposes only

OVERVIEW OF MODELS



INO CURA NS FIXED



INO CURA NS
CASTORS Ø 75



INO CURA NS
CASTORS Ø 125



INO CURA NS
CASTORS Ø 125
CENTRAL BRAKE

Subject to change without notice, latest update 202603v1, images shown are for illustration purposes only