

Brezza



Reclining armchair \

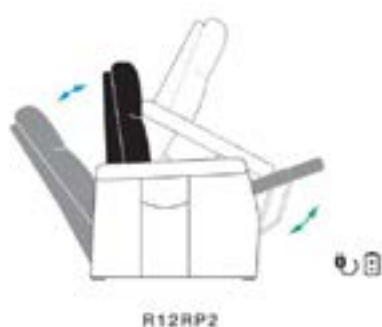
Reclining armchair with a homely feel - comfortable chair for everyday use, ideal for elderly people. Various reclining positions for sitting and lying - a position for resting or sleeping, one for talking with visitors and one for reading or watching TV.

What makes the reclining armchair Brezza so unique? \

- \ Electrically adjustable
- \ Stand-up function
- \ Various positions for sitting and lying
- \ Trolley with castors (Ø 50 mm)

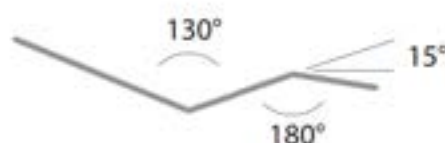
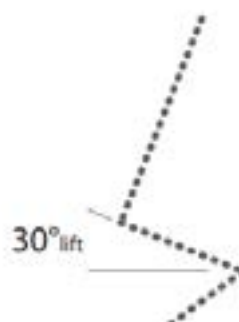
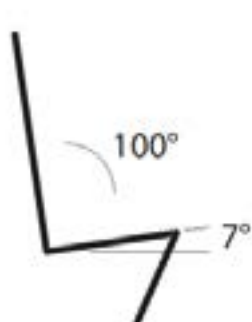
Subject to change without notice, latest update 202603v1, images shown are for illustration purposes only

RECLINING MECHANISMS



R12RP2

R12RP2



Electrically adjustable, back and seat with variable inclination angle, the standard version comes with a separate manual control, stand-up function, 2 motors.

TECHNICAL FEATURES

Frame Solid frame with steel construction parts.

Seat and side panels Upholstered. With NOSAG springs. HR mousse, thickness 110 mm, density 40 kg/m³. Width of the side panels (top): 14 cm.

Back Upholstered. With singels. HR mousse, thickness 90 mm, density 30 kg/m³.

Legs Solid beech or metal legs.

DIMENSIONS

TYPE	80	90	113	50	52	48	70	61	67	-	★ ★
Brezza 1-seater											

★ = domestic use / ★ ★ = project-based use / ★ ★ ★ = intensive project-based use

Subject to change without notice, latest update 202603v1, images shown are for illustration purposes only

OPTIONS

		BREZZA
Trolley with castors 50 mm - secured (if trolley is used, seat adjustment functions are disabled)	-A	■
Power supply via rechargeable and integrated battery	-B	■



A - Trolley with castors 50 mm

ACCESSORIES

		BREZZA
Power supply via external rechargeable and loose battery (Not possible in combination with power supply via rechargeable and integrated battery)	-1	■

Subject to change without notice, latest update 202603v1, images shown are for illustration purposes only