

Echo



Care Relax \

The ideal chair for reading, watching TV or just relaxing. Budget friendly entry model that can be operated independently. Geriatric recliner, offering excellent seating comfort (ideal for use in elderly care settings). The sitting height and the armrests make sitting down and standing up from a seated position easier.

What makes the Echo Care Relax so unique? \

- \ \ User-friendly
- \ \ Different side panels
- \ \ Excellent balance between price, comfort and quality

Subject to change without notice 202603v1, images shown are for illustration purposes only

OVERVIEW ECHO CARE RELAX



Armrests

Available with 7 different armrests, both open and closed and in different types of materials.

More information on page 4

Adjustment mechanism

4 different adjustment mechanisms are possible. Available with or without leg support and optional (adjustable) footrest for Laguna without leg support.

More information on pages 3-4

Frame & castors

Available with 4 different types of base, depending on the frame, castor size and braking method.

More information on page 4

Options & accessories

Echo Care Relax has a whole host of options and accessories to adapt the Care Relax to the user's needs.

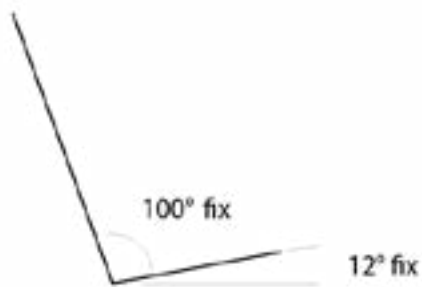
More information on page 7

Subject to change without notice 202603v1, images shown are for illustration purposes only

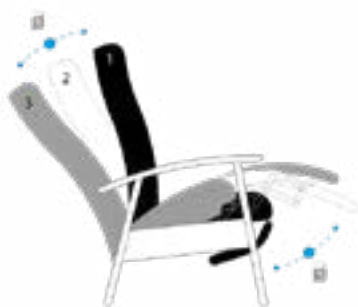
RECLINING MECHANISMS



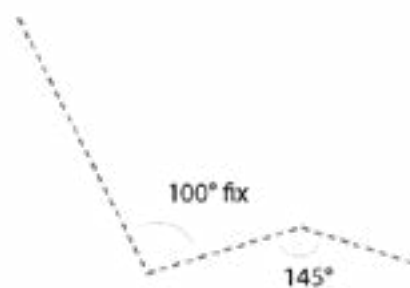
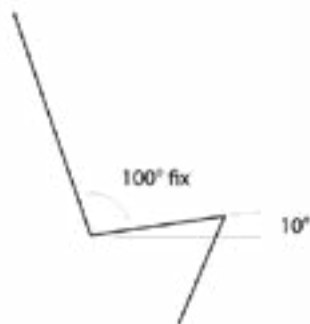
FIXED VERSION



Fixed, no adjustment mechanism or leg rest.
Optional: fixed or adjustable footstool.



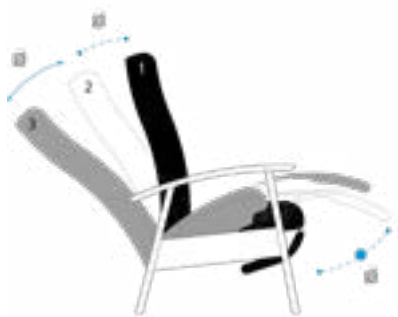
SR



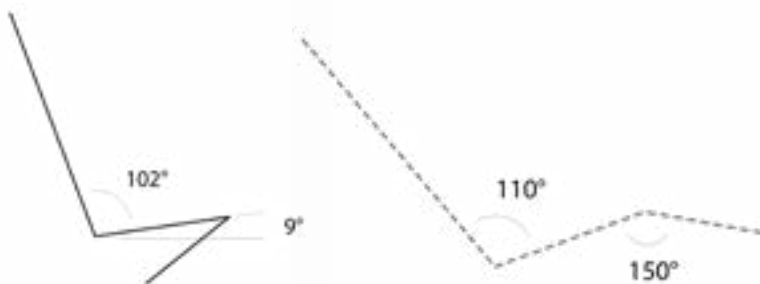
Seat and back can be adjusted with a fixed inclination angle.
Automatically folding leg rest.

Subject to change without notice 202603v1, images shown are for illustration purposes only

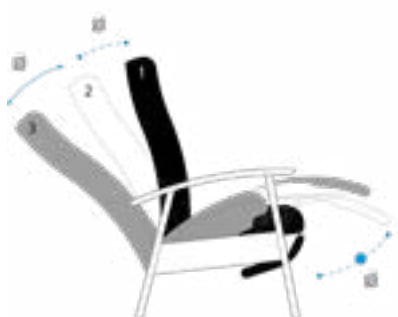
RECLINING MECHANISMS



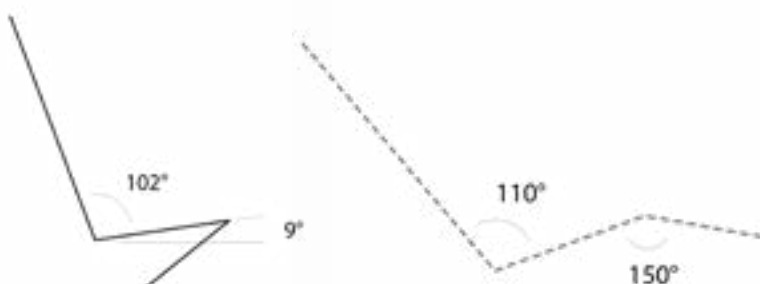
2S



Adjustable seat, back and leg rest with automatically folding leg rest. Additional separate stepless adjustable back. The maximum angle between back and seat is 122° in the relax position.



EL




Electrically adjustable seat, back and leg rest with automatically folding leg rest. Additional separate stepless adjustable back. The maximum angle between back and seat is 122° in the relax position.


Subject to change without notice 202603v1, images shown are for illustration purposes only

ARMRESTS

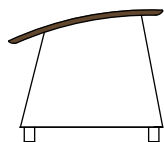
The Echo Care Relax can be equipped with various side panels/armrests: from a comfortable, fully upholstered armrest to an armrest that can be lowered out of the way. Depending on the type of armrest, it may also be possible to attach a tray.




CLASSIC




HARMONY




WOOD



COSY



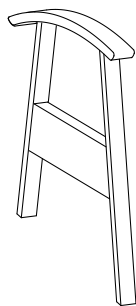
FOREST



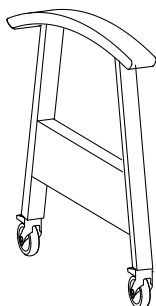
FOREST NS

FRAME & CASTORS

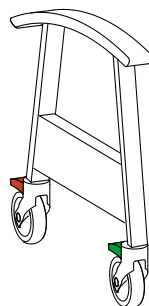
The following versions are possible:



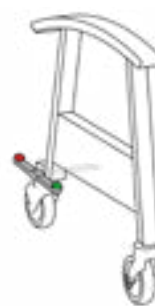
Without castors



Castors Ø75



Castors Ø125














Castors Ø125,
with central brake

Subject to change without notice 202603v1, images shown are for illustration purposes only

TECHNICAL FEATURES

DIMENSIONS

TYPE											
Echo	70-82	85 - 94	113	55	50	49	74	69 - 70	28 - 38	yes	★ ★ ★
Footstool fixed	53	43	43	-	-	-	-	-	4,1	yes	★ ★ ★
Footstool adjustable	53	43	43	-	-	-	-	-	4,2	yes	★ ★ ★

★ = domestic use / ★ ★ = project-based use / ★ ★ ★ = intensive project-based use

SEAT, BACK AND LEG REST

Seat, back and leg rest (except for the SR – which has no leg rest) are upholstered. Excellent seating comfort. The back consists of a plywood frame with elastic webbing and polyether foam. The seat is made of plywood with Nosag springs and HR foam. The leg rest upholstery runs up to the seat.

USE OF ECHO ELECTRIC

The Echo electric is equipped as standard with a cable power supply. The Echo can be easily placed in the desired sitting or relaxing positions. The back and leg rest are synchronously electrically adjustable via a simple hand control.

To have more freedom of movement within the room, you can opt to work with a permanently integrated, non-removable battery with battery charger. This makes it easy to use the electric adjustment mechanism anywhere without being connected to mains power.

CE APPROVAL

The electrical version of the Echo relax is CE-marked according to the machinery directive. This involves analysing all possible risks when using the product. These risks were then addressed during the development of the product. Moreover, all electrical components also have a CE declaration and are therefore safe to use. CE declaration approved by renowned inspection agency Vincotte.



Subject to change without notice 202603v1, images shown are for illustration purposes only

OPTIONS

		ECHO					
		CLASSIC	HARMONY	WOOD	COSY	FOREST	FOREST NS
Fixed shoulder support	-A	■	■	■	■	■	■
2 shifting castors on the rear legs	-B				■	■	■
Slide-in foot support	-C	■	■	■	■	■	
Synthetic push bar	-D	■	■	■	■	■	
Integrated belt	-E	■	■	■	■	■	■
Fixation brackets	-F	■	■	■	■	■	■
Half upholstered armrest	-G			■	■	■	■
Fully upholstered armrest	-H			■	■	■	■
Provision for crotch post on tray	-I			■	■	■	■
Provision for suspension synthetic tray	-J			■	■	■	■
Lower seat height: -4cm <i>Only in version without castors and footrest</i>	-K	■	■	■	■	■	■
Fixed battery with battery charger <i>Only with Echo EL</i>	-L	■	■	■	■	■	■



A - fixed shoulder support



B - 2 shifting castors on the rear legs



C - slide-in foot support



D - synthetic push bar



F - fixation brackets



G - half upholstered armrest



H - fully upholstered armrest

Subject to change without notice 202603v1, images shown are for illustration purposes only

ACCESSORIES

		ECHO					
		CLASSIC	HARMONY	WOOD	COSY	FOREST	FOREST NS
Synthetic tray	-1			■	■	■	■
Crotch post on tray	-2			■	■	■	■
Suspension synthetic tray	-3			■	■	■	■
Narrowing cushion torso	-4	■	■	■	■	■	■
Urine bag holder	-5					■	■
Removable neck cushion	-6	■	■	■	■	■	■
Separate belt	-7	■	■	■	■	■	■
Footstool fixed	-8	■	■	■	■	■	■
Footstool adjustable	-9	■	■	■	■	■	■



4 - narrowing cushion torso



5 - urine bag holder



6 - removable neck cushion



9 - footstool adjustable

Subject to change without notice 202603v1, images shown are for illustration purposes only

OVERVIEW OF MODELS



ECHO CLASSIC FIXED



ECHO CLASSIC
CASTORS Ø 75



ECHO CLASSIC
CASTORS Ø 125



ECHO HARMONY FIXED



ECHO HARMONY
CASTORS Ø 75



ECHO HARMONY
CASTORS Ø 125



ECHO WOOD FIXED



ECHO WOOD CASTORS Ø 75



ECHO WOOD CASTORS Ø 125

Subject to change without notice 202603v1, images shown are for illustration purposes only

OVERVIEW OF MODELS



ECHO COSY FIXED



ECHO COSY CASTORS Ø 75



ECHO COSY CASTORS Ø 125



ECHO COSY CASTORS Ø 125
CENTRAL BRAKE



ECHO FOREST FIXED



ECHO FOREST
CASTORS Ø 75



ECHO FOREST
CASTORS Ø 125



ECHO FOREST CASTORS Ø 125
CENTRAL BRAKE



ECHO FOREST NS
CASTORS Ø 125



ECHO FOREST NS
CASTORS Ø 125 CENTRAL BRAKE

Subject to change without notice 202603v1, images shown are for illustration purposes only