

Metal



Table \

Sturdy and stable table. Thanks to its sleek and minimalist design, which will make the table blend in perfectly with the interior and ensure it matches all the other furniture.

Because the table is available in various dimensions, it can be used in many different rooms and areas.

What makes the table Pure Metal so unique? \

- \\ Wheelchair accessible (minimum 72 cm floor clearance)
- \\ Leg fitted with adjustable synthetic foot
- \\ Strong and sturdy for intensive use
- \\ Legs resistant to impact and scratching by wheelchair wheels
- \\ Legs can be removed for repair or for reuse of the materials
- \\ Very easy to maintain; board fully sealed for additional hygiene

Subject to change without notice, latest update 202603v1, all images shown are for illustration purposes only

TABLE LEG

PURE METAL



Simple, elegant and modern table leg with 60x60 mm cross-section.

The Pure Metal table leg has square corners, slightly rounded with a radius of 4 mm.

Leg made of epoxy coated steel (according to colour scheme). Fitted with an adjustable synthetic foot as standard.

TABLETOP

TABLETOP UP TO 200 CM

Tabletop type Chipboard

Tabletop thickness 30 mm

Tabletop dimensions Various dimensions are available, custom dimensions possible upon request.

Tabletop structure HPL top surface. Chipboard core with white cover layer underneath. Matching edging in rounded ABS.

Corners Four square corners, radius 2 mm.

TABLETOP FROM 201 CM

Tabletop type MDF

Tabletop thickness 40 mm

Tabletop dimensions Various dimensions are available, custom dimensions possible upon request.

Tabletop structure HPL top surface. Blok board core made of MDF and spruce with white cover layer underneath. Matching edging in rounded ABS.

Corners Four square corners, radius 2 mm.

TABLE CONSTRUCTION

The four legs are attached to each corner by a gusset plate (epoxy-coated metal plate). The Punta, Pure and Pure Curve legs are fixed to the tabletop by screws. The legs are located just inside the edging strip to create maximum clearance between the legs.

On tables with a length of 180 cm or more, two horizontal metal reinforcement laths are fitted on the bottom of the table. On tables with a length of 250 cm or more, an additional fifth leg is fitted under the tabletop (also with a gusset plate).

TABLETOP UP TO 200 CM










TABLETOP FROM 201 CM



Subject to change without notice, latest update 202603v1, all images shown are for illustration purposes only

DIMENSIONS

TYPE							
Pure Metal	90	90	76	73	28	yes	★ ★ ★
	120	45	76	73	22	yes	★ ★ ★
	160	90	76	73	41	yes	★ ★ ★
	180*	90	76	72	51	yes	★ ★ ★
	200*	90	76	72	54	yes	★ ★ ★
	220*	90	76	72	62	yes	★ ★ ★
	250**	90	76	72	62	yes	★ ★ ★
	300**	90	76	72	72	yes	★ ★ ★

★ = domestic use / ★ ★ = project-based use / ★ ★ ★ = intensive project-based use
 Standard dimensions, custom dimensions possible upon request
 * Standard with two metal reinforcement laths
 ** Standard with a fifth leg in the middle of the tabletop

Subject to change without notice, latest update 202603v1, all images shown are for illustration purposes only