

Fusion



Care reclining armchair \

'Fusion ... mobility meets comfort and design' emerged from the need for mobility merged with extremely ergonomic comfort and high-end design. Meet the mobile relax chair that can be moved around easily, thanks to a discreetly incorporated and externally rechargeable changeable battery.

No longer does the position of the chair determine where the user can sit; now the user simply decides where he wants to go and sit with the chair. No longer is a chair conceived for a care environment and suitable for a home environment, or vice versa: Fusion is the literal merging of two worlds.

Fusion is a chair that evolves with the user. If the user (in a care facility or home environment) needs extras, he or she can easily add these to the existing basic concept. E.g. Add wheels for extra mobility or care accessories such as an IV pole, an oxygen bottle holder or just a handy coffee table.

What makes the Fusion Relax so unique? \

- \ \ Very comfortable
- \ \ Ergonomic operation
- \ \ Large 'care' handles
- \ \ User-friendly
- \ \ Maintenance-friendly
- \ \ Modular design – can be adjusted at any time
- \ \ Manoeuvrability and mobility – intended to move
- \ \ Different seating heights
- \ \ Manual head support adjustment integrated as standard
- \ \ Extreme stability and strength
- \ \ Hoist accessible (active, passive and return hoist)
- \ \ Optional as sleeping position
- \ \ Luxurious finish, leather upholstery possible

OVERVIEW OF FUSION RELAX



Armrests

Available with 7 different armrests, both open and closed and in different types of materials.

More information on page 4

Adjustment mechanism

4 different adjustment mechanisms are possible, both manual and electric. The Zero Gravity version is available with a relaxing position and also a sleeping position.

More information on pages 3 and 4

Frame & castors

Available with 10 different types of base, depending on the frame, castor size and braking method.

More information on page 6

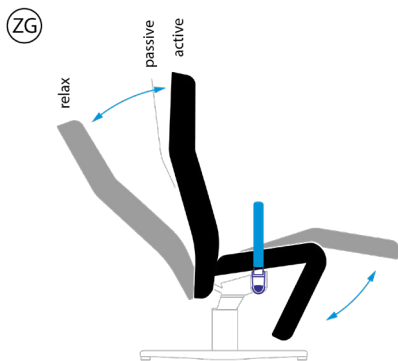
Options & accessories

The Fusion Relax has a whole list of options and accessories to adapt the reclining armchair to the user's needs.

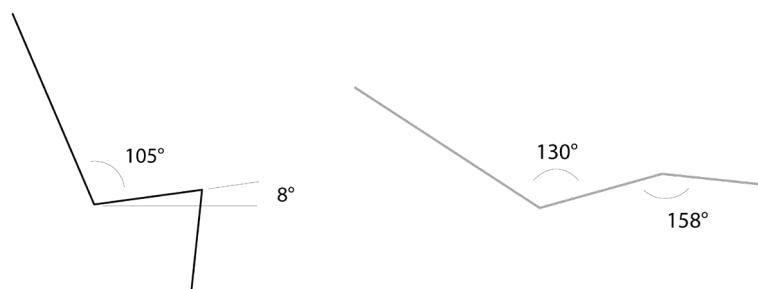
More information on page 8

Subject to change without notice, latest update 2024-01, images shown are for illustration purposes only

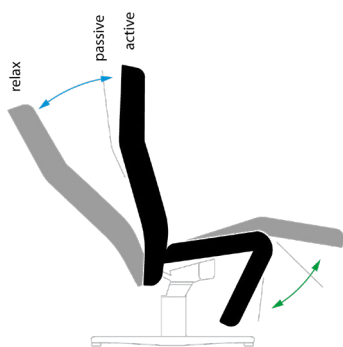
RECLINING MECHANISMS



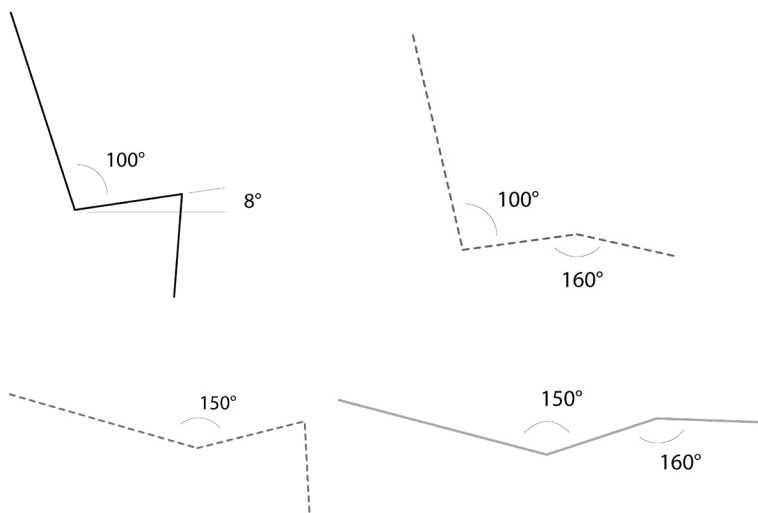
ZERO GRAVITY 130°



Pure simplicity. The back and leg rest are synchronously steplessly adjustable. From an active or passive sitting posture to an excellent relaxing position. The maximum angle between the back and the seat is 130° in the relaxing position.



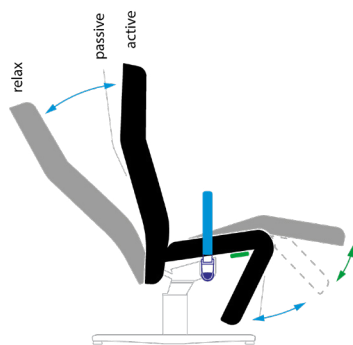
ELECTRICAL 150°



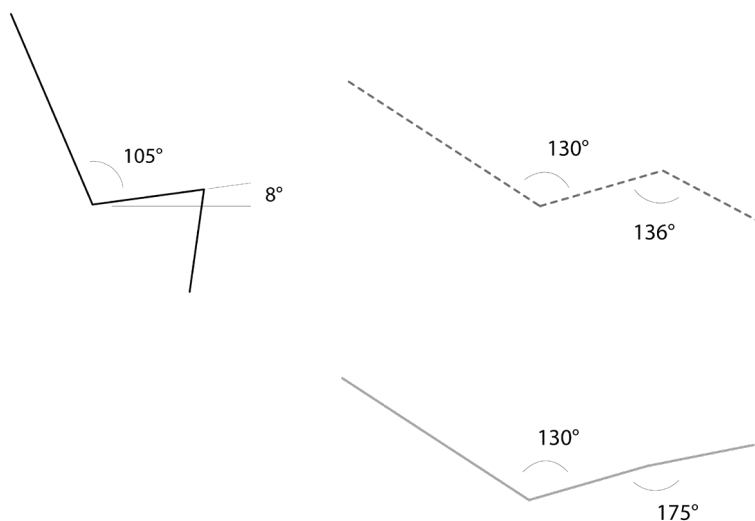
Easy to use. Seat, back and leg rest can be adjusted electrically. 2 motors: 1 for the operation of the back, 1 for the operation of the leg rest. Back and leg rest can be operated together or separately. The maximum angle between the back and the seat is 150° in the relaxing position. Possibility of removable and rechargeable battery.

Subject to change without notice, latest update 2024-01, images shown are for illustration purposes only

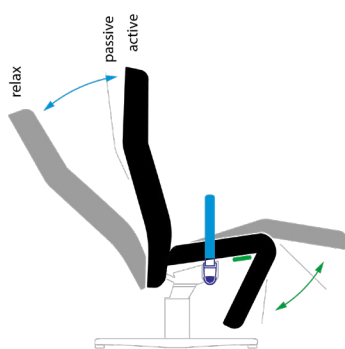
RECLINING MECHANISMS



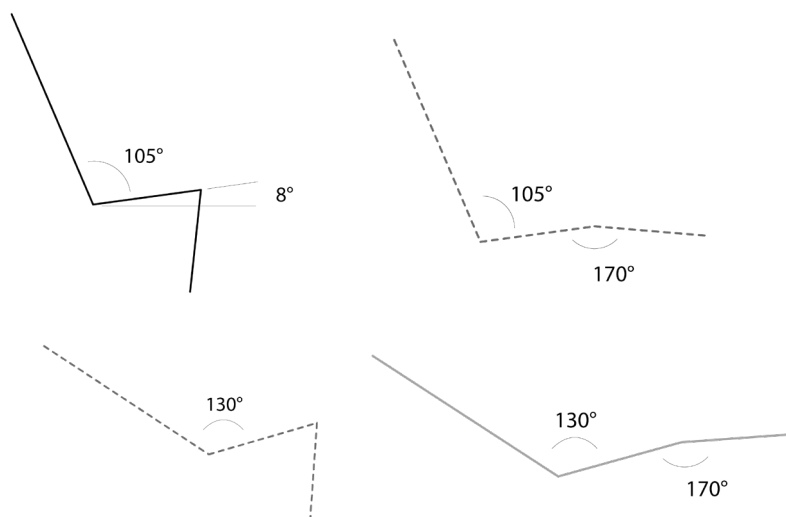
**DUO COMFORT
SYNCHRO 125°**



Ergonomics. Duo Comfort Synchro offers numerous sitting and lying positions. The back and leg rest are synchronously and steplessly adjustable by means of a gas spring. From an active and passive sitting posture to an excellent relaxing position. The maximum angle between the back and the seat is 125° in the relaxing position.



**DUO COMFORT
SOLO 130°**

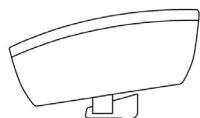


Easy to use. Seat, back and leg rest are individually steplessly adjustable by means of 2 gas springs. From an active and passive sitting posture to an excellent relaxing position. The maximum angle between the back and the seat is 130° in the relaxing position.

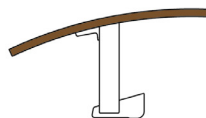
Subject to change without notice, latest update 2024-01, images shown are for illustration purposes only

ARMRESTS

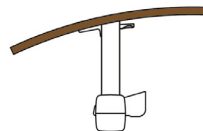
The Fusion Relax can be fitted with various armrests, ranging from comfortable fully upholstered armrests to slide away armrests. Depending on the type, it may also be possible to attach a tray to the armrest.



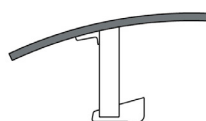
HOME



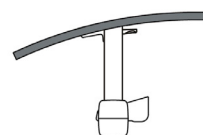
CURA WOOD



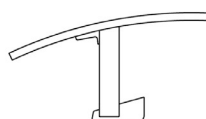
CURA NS WOOD



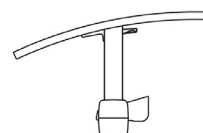
CURA POLYURETHANE



CURA NS POLYURETHANE



CURA XL UPHOLSTERED

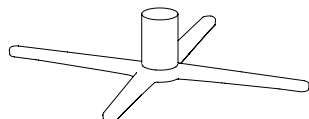


CURA NS XL UPHOLSTERED

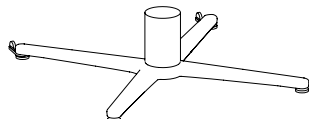
Subject to change without notice, latest update 2024-01, images shown are for illustration purposes only

FRAME & CASTORS

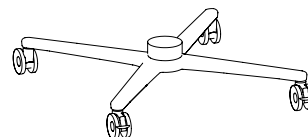
Aluminium star base with aluminium column, epoxy-coated. The star base is available as standard in fixed form, not mobile. Optionally, you can choose to increase mobility by adding wheels and braking system. All versions with Ø 125 mm castors are provided with an ergonomically-shaped plastic push bar and a foot support.



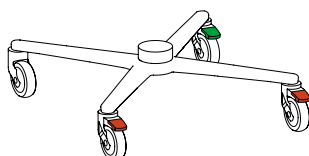
Fixed, not manoeuvrable
Standard version



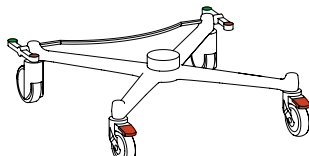
A - Fixed, with travelator wheels



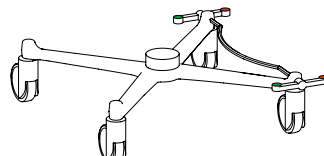
B - Castors Ø75



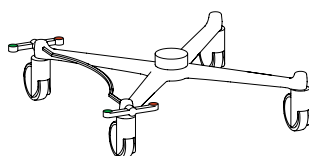
C - Castors Ø125 individually braked



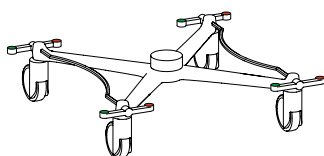
D - Castors Ø125 central brake,
with dual pedal at the rear



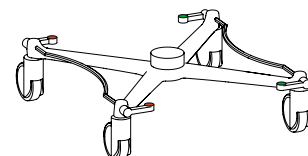
D - Castors Ø125 cetral brake, with
dual pedal at the right side



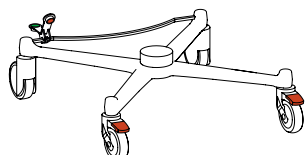
D - Castors Ø125 cetral brake, with
dual pedal at the left side



E - Castors Ø125 cetral brake, with
dual pedal at both sides



F - Castors Ø125 central brake,
with single pedal (left and right)














G - Castors Ø125 centrally braked,
with double pedal within the star base
at the back and individual brakes at
the front

Subject to change without notice, latest update 2024-01, images shown are for illustration purposes only

TECHNICAL FEATURES

DIMENSIONS

TYPE											
Fusion	69-83 ⁴	74-86	119-125	50 ²	46	46-56 ¹	81	65-74 ³	35-48	yes	★ ★ ★

★ = domestic use / ★ ★ = project-based use / ★ ★ ★ = intensive project-based use

(¹) Seat height

Each Fusion reclining armchair is available in 4 seating heights: 46 – 48 – 50 and 52 cm. The Fusion reclining armchair with castors Ø75 and Ø125 mm are also available with seat height 54 and 56 cm. The length of the leg support is determined by the seat height. The seating heights can be adjusted easily with the modular design of the Fusion.

(²) Seat width

Measured between the armrests and the seat: front 49 cm – rear 48 cm

(³) Armrest height

21 cm – measured from the seat

(4) Total width

Depending on the base and armrest, the overall width of the seat varies.

SEAT, BACK AND LEG REST

Upholstered. Ergonomically shaped.

Particularly comfortable chair thanks to combination of a steel tube frame with Nosag springs and complete foam padding. The high-density foam which is injected is fire retardant.

The underside of the seat is finished with an elastic, moisture-repellent and washable material as standard. Every chair has a manually adjustable head support as standard.

With the integrated leg rest there are no annoying edges and openings between the seat and leg rest. Functionally designed minimum opening between the seat and back for easy cleaning.

Version with Ø 125 mm castors is provided with an ergonomically-shaped plastic push bar as standard.

CE APPROVAL

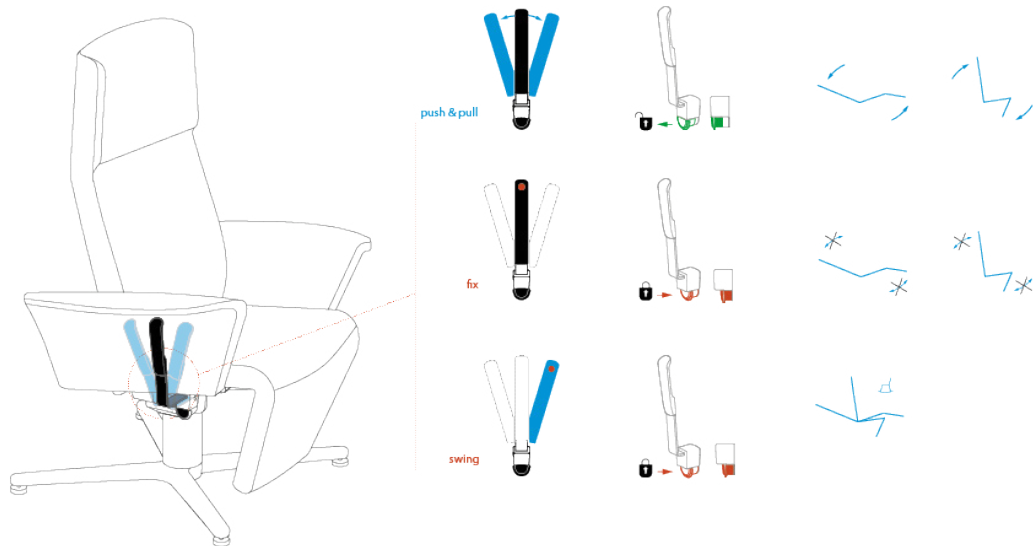
The electrical version of the Fusion relax is CE-marked according to the machinery directive. This involves analysing all possible risks when using the product. These risks were then addressed during the development of the product. Moreover, all electrical components also have a CE declaration and are therefore safe to use. CE declaration approved by renowned inspection agency Vincotte.



Subject to change without notice, latest update 2024-01, images shown are for illustration purposes only

USE

Fusion Zero Gravity and Fusion Duo Comfort each have 2 ergonomically formed plastic control handles. The recliner is simply operated by moving these handles forwards (push) or backwards (pull), this will release the gas spring and enables you to smoothly switch to the desired sitting or lying position. It is possible to lock the reclining armchair in any sitting or lying position of your choice, or to have the reclining armchair move freely.



The Fusion Electric has a permanent battery as standard (via cable feed). The Fusion can be easily placed in the desired sitting or sleeping positions via the simple manual control. There is also the option of working with a removable and rechargeable battery to gain greater freedom of movement within the room.

OPTIONS

		FUSION		
		HOME	CURA	CURANS
Extendable footrest (only for castors 125 mm - not possible with seat height 46 cm)	-H	■	■	■
Fixation brackets ¹	-I	■	■	■
Hygienic finish trim for back	-J	■	■	■
Provision for oxygen bottle holder and IV pole ¹	-K	■	■	■
Provision for coffee table ¹ (not available for Fusion XL upholstered armrest)	-L	■	■	■
Provision for leg rest anatomical reduction (not on central brake left/right/left+right)	-M		■	■
Half upholstered armrest (only for wooden arms)	-N		■	■
Fully upholstered armrest (only for wooden arms)	-O		■	■
Detachable headrest	-P	■	■	■
Power supply via removable and rechargeable battery with docking station	-Q	■	■	■
UK plug for fixed power supply	-R	■	■	■
Handbrake left (front view) (only for Fusion with central brake on the rear and wheels 125 mm)	-S	■	■	■
Fusion seat with 2 cm visco-elastic foam (density 50 kg/m ³ , hardness 23 kPa)	-T	■	■	■
Fusion seat with 4,5 cm visco-elastic foam (density 50 kg/m ³ , hardness 23 kPa)	-U	■	■	■
Closed finish of the integrated head cushion	-V	■	■	■

¹Also available as an accessory

²Only available with castors Ø125 mm



H - Extendable footrest



I - Fixation brackets



K - Provision for oxygen bottle holder and IV pole



L - Provision for coffee table



P - Detachable headrest



Q - Removable and rechargeable battery in docking station

Subject to change without notice, latest update 2024-01, images shown are for illustration purposes only

OPTIONS



S - Handbrake



V - Closed finish of the integrated head cushion

.....
Subject to change without notice, latest update 2024-01, images shown are for illustration purposes only

ACCESSOIRES

		FUSION		
		HOME	CURA	CURA NS
Provision for oxygen bottle holder and IV pole ¹	-1	■	■	■
Fixed stainless steel IV pole with 2 hooks	-2	■	■	■
Extendible stainless steel IV pole with 4 hooks	-3	■	■	■
Synthetic tray (not available for Fusion XL upholstered armrest)	-4		■	■
Provision for crotch post on tray (not available for Fusion XL upholstered armrest)	-5		■	■
Crotch post on tray (not available for Fusion XL upholstered armrest)	-6		■	■
Suspension tray (not available for Fusion XL upholstered armrest - only in combination with fixing brackets and push bar)	-7		■	■
Provision for coffee table ¹	-8	■	■	■
Coffee table (not available for Fusion XL upholstered armrest)	-9	■	■	■
Narrowing cushion head support	-10	■	■	■
Narrowing cushion legs (not on central brake left/right/ left+right)	-11	■	■	■
Narrowing cushion torso	-12	■	■	■
Urine bag holder	-13		■	■
Oxygen bottle holder	-14	■	■	■
Loose neck pillow	-15	■	■	■
Fixation brackets ¹	-16	■	■	■
Lose fixation belt (only in combination with fixation brackets)	-17	■	■	■
Provision for elevating orthopedic leg rests (not available on Fusion Zero Gravity)	-18	■	■	■

¹Also available as an option



1 - Provision for oxygen bottle holder and IV pole



2 - Fixed stainless steel IV pole with 2 hooks




3 - Extendible stainless steel IV pole with 4 hooks



4 - Synthetic tray



6 - Crotch post on tray



7 - Suspension tray



8 - Provision for coffee table

Subject to change without notice, latest update 2024-01, images shown are for illustration purposes only

ACCESSOIRES

		FUSION			
		CASA	LIGNA	CURA	CURA NS
Provision for elevating orthopedic leg rests - Large (not available on Fusion Zero Gravity)	-19	■	■	■	■
Elevating orthopedic leg rests (not available on Fusion Zero Gravity)	-20	■	■	■	■
Docking station for removable battery	-21	■	■	■	■
Docking station with UK-plug for removable battery	-22	■	■	■	■
Removable and rechargeable battery	-23	■	■	■	■
Provision for multi directional anatomically shaped armrest	-24				■
Multi directional anatomically shaped armrest	-25				■

¹Also available as an option



9 - Coffee table



10 - Narrowing cushion head support



11 - Narrowing cushion torso



12 - Narrowing cushion legs



13 - Urine bag holder



14 - Oxygen bottle holder



15 - Loose neck pillow



16 - Fixation brackets




20 - Elevating orthopedic leg rests



21 - Docking station for removable battery



23 - Extra removable and rechargeable battery



25 - Multi directional anatomically shaped armrest

Subject to change without notice, latest update 2024-01, images shown are for illustration purposes only

OVERVIEW OF MODELS



FUSION HOME FIXED



FUSION HOME
CASTORS Ø 75



FUSION HOME
CASTORS Ø 125



FUSION HOME
CASTORS Ø 125
CENTRAL BRAKE



FUSION CURA FIXED



FUSION CURA
CASTORS Ø 75



FUSION CURA
CASTORS Ø 125



FUSION CURA
CASTORS Ø 125
CENTRAL BRAKE



FUSION CURA NS FIXED



FUSION CURA NS
CASTORS Ø 75



FUSION CURA NS
CASTORS Ø 125



FUSION CURA NS
CASTORS Ø 125
CENTRAL BRAKE

Subject to change without notice, latest update 2024-01, images shown are for illustration purposes only