

Presence




Chair with armrests \

This classic was specially designed many years ago for older people who have difficulty standing up. The comfortable chair with armrests is designed for daily use: well suited to use at the dining table but comfortable enough to relax in, watch TV or read the paper.

The armrests are fitted with an ergonomically designed grip, which make it easier to stand up. Available in either low-back or high-back version.

What makes the chair with armrests Presence so unique? \

- \\ High or low back
- \\ Armrests with grip
- \\ Very comfortable
- \\ Iconic design
- \\ Opening between back and seat for easy cleaning
- \\ Easy tightening of the frame after long-term use
- \\ Strong back connection
- \\ Seat and back are removable for reupholstery



Easy tightening of the frame after prolonged use or removal for re-upholstery

Subject to changes, latest update 2021-05, images shown are for illustration purposes only

TECHNICAL FEATURES

Frame The armchair has no supporting frame; the seat and back are only supported by the legs.

Legs & armrests Legs and armrests form a single unit, made of laminated beech and fully stained according to colours from the collection. Back legs are curved. Legs have white PE glides.












Seat Upholstered. Moulded plywood seat. Ergonomically shaped so that there is no awkward transition behind the knee. Two layers of HR foam: thickness 25 mm, 35 kg/m³ and thickness 15 mm, 43 kg/m³. The seat is attached to the legs with bolts (the seat has threaded brackets) so that the connection can always be loosened, or tightened after prolonged use.

Back Upholstered. Moulded plywood back. Two layers of HR foam: thickness 20 mm, 43 kg/m³ and thickness 15 mm, 28 kg/m³. The back is attached to the legs with bolts (the back has threaded brackets) so that the connection can always be loosened, or tightened after prolonged use.

OPTIONS & ACCESSORIES

- \\ Grip at the top of the back
- \\ Detachable neck cushion
- \\ Chair leg height adjusters

DIMENSIONS

TYPE											
Presence low back	59	64	86	48	48	47	49	67	9	yes	★ ★ ★
Presence high back	59	67	106	48	48	47	69	67	10	yes	★ ★ ★

★ = domestic use / ★ ★ = project-based use / ★ ★ ★ = intensive project-based use

Subject to changes, latest update 2021-05, images shown are for illustration purposes only