

Eos Oro Dulce



Chair (with armrests) \

We are really going back to the roots with this surprising chair series. Each chair from the series has a high level of seating comfort, is extremely functional and is suitable for any healthcare setting.

The solid beech frame, as well as the wooden legs can be stained with any of the stain colours from our extensive collection. The low, ergonomically shaped back offers excellent support when the chair is used for extended periods of time. The seat and back of the chairs are upholstered. We have an extensive range of fabrics to choose from, ranging from functional, easy to clean or with a design look, that will fit the entire interior design concept.

Each chair from the series can be fitted with two castors on the front legs, which makes it incredibly easy to move the chair around when the area is being cleaned.

The chairs can be used in various spaces such as resident rooms, reception rooms, entrance halls and cafeterias, giving the care environment a uniform look.

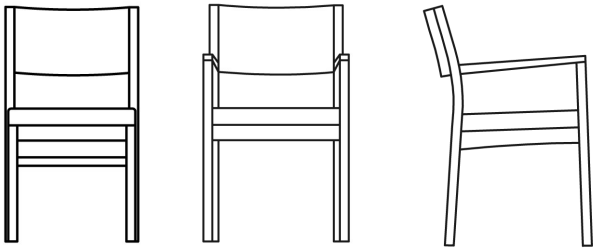
What makes the Eos, Oro & Dulce chairs (with armrests) so unique? \

- \ 3 types of armrests (Eos, Oro & Dulce)
- \ Dulce in both stackable and non-stackable version
- \ Chair or chair with armrests

Subject to changes, latest update 2023-11, all images are for illustration purposes only

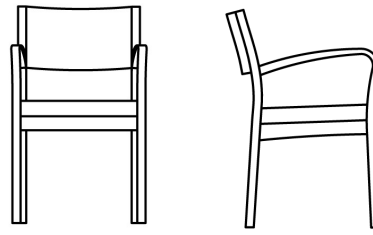
MODELS

EOS



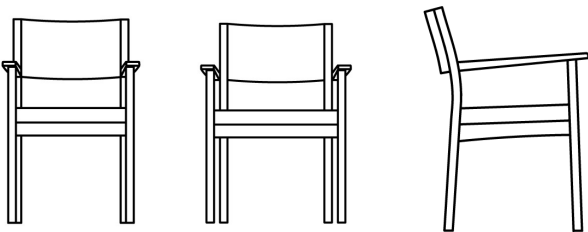
The most basic chair from the series, available as chair and chair with armrests.

ORO



The armchair has slightly curved armrests/front legs in laminated beech.

DULCE



The chair with armrests is designed with armrests made of solid beech. The chair has an extra grip to help the person using the chair get up more easily. Ideally suited for people with reduced mobility. Both stackable and non-stackable version available.

Subject to changes, latest update 2023-11, all images are for illustration purposes only

TECHNICAL FEATURES

Frame Solid beech. Frame, legs and armrests are connected by means of a (double) mortise and tenon joint. Legs have white PE glides. The EOS chairs have an extra rung between the front legs for reinforcement.

Armrests On armchairs only. Eos and Dulce in solid beech, with handgrip. Oro in laminated beech, curved.

Seat Upholstered. Chipboard. Polyether padding, 40 mm thick, density 25 kg/m³. It is attached to the frame with 4 screws.

Back Upholstered. Plywood. Polyether padding, thickness 20 mm, density 28 kg/m³. Back invisibly attached to the frame with screws.

OPTIONS & ACCESSORIES













\\ 2 built-in castors Ø40 mm on the front legs

\\ Felt glides

\\ Teflon glides

\\ Grip at the top of the back

DIMENSIONS

TYPE												
Eos chair non-stackable	48	57	85	47 - 40*	48	47	40	/	8	yes	★ ★ ★	
Eos chair with armrests non-stackable	52	57	85	45 - 41*	48	47	40	67	9	yes	★ ★ ★	
Dulce chair with armrests non-stackable	57	60	85	45 - 41*	48	47	40	67	9	yes	★ ★ ★	
Dulce chair with armrests stackable	64	60	85	52 - 41*	48	47	40	67	9	yes	★ ★ ★	
Oro chair with armrests non-stackable	52	57	85	45 - 41*	48	47	40	70	9	yes	★ ★ ★	

★ = domestic use / ★ ★ = project-based use / ★ ★ ★ = intensive project-based use

*Trapezoidal seat cushion: wider at the front

Subject to changes, latest update 2023-11, all images are for illustration purposes only